

The Life of Joseph Lesson 1-6

Theme:

The kids will travel on a long journey. A journey God has planned for their lives. It is full of joy and troubles, but God is with them. Through the life of Joseph they will begin to see God's power and sovereignty. They will see the person God is preparing them to be. They will develop God sized confidence because they will see who is in control. God reveals His plans in His perfect timing. Games and activity will relate to going on an adventurous journey. One with trials, temptation, and victories.

God Sovereignty: The Life of Joseph

Lesson 1

The Family of Promise (Genesis 12:2-3; 29:18-30:24; 35:9-21)

Active Game: “Find God’s Promises” Teams travel around the room looking for scripture promises written on paper. The promises are found in 6 different Bible verses. The team to find the verses and figure out what the promise in the verses is the winner.

Isaiah 40:8, Romans 8:28, 1 John 1:9, Hebrews 13:5b, Acts 16:31, Philippians 1:6

Word Up: God Keeps His Promises

Who is someone you can trust? Who is someone you can count on to be there for you? (children respond) God cares about you all the time. You can trust Him to always do what He promises.

Memory Verse: Philippians 1:6

“And I am sure of this, that he who began a good work in you will bring it to completion at the day of Jesus Christ.”

Introduction: (Show a box of puzzle pieces) (Show a few pieces that are connected.) Is this puzzle finished? It may take a while to complete it.

Presentation: This verse reminds us of how God is always at work in us. (Read Bible verse) Paul wrote this to the believers in Philippi.

Explanation: The “He” is God. He is doing a good work in you. What work is He doing? (Share testimony from your life.)

Application: (Saved) (Unsaved)

Repetition: “Complete the Work” Have teams of two or three try to put the verse phrases in the right order.

Review Game: “Act it Out”

Divide class into two or three teams. After each correct answer a child picks a card from a bag. The team must do what is written on the card. Prepare 6-8 simple action cards. (Example: 10 Jumping Jacks)

“Points in the names” After each correct answer a child picks a name from a bag. The team receives 100 points for each letter in the name. Example: (Abraham = 700 points) (Names can be kids in class.)

Gospel Spotlight: (Optional) “Two Birthdays”

(Use script) (Bring little cupcakes and two candles.)

Supply List

Lesson 1

1. Six Bible verses written out on paper – The word “promise” written below it. (Active Game)
2. A puzzle box (Memory Verse)
3. Write portions of verse on 5 slips of paper. (Memory Verse Repetition)
4. Six-eight cards with simple actions in a bag. (Review Game option)
Six student names written on cards (Review Game option)
5. “Two Birthdays” Script

Two Birthdays

(Show a decorated cupcake and add two candles as you speak.) Did you know there are two kinds of birthdays? This candle reminds me of the first time I was born. And this one reminds me of the second time I was born. I'd like to tell you today how you can have two birthdays, too.

(Place a red 1¾" x 2¼" rectangle on a tray).

GOD- Let this piece of paper stand for God. What can you tell me about God? (He is the one who made the world and everything in it. He can do anything. He is perfectly good. He loves us.)

(Place a duplicate rectangle on tray with 1¾" space between.)

This piece of paper stands for you. When you were born the first time, God gave you a body or physical life so that you can live in this world. But there is something that separated you from God.

(Place a dark 1¾" square between the two red rectangles.)

SIN- You were born with a "want-to" to do wrong things. You wanted to please yourself instead of pleasing God (**Psalms 51:5; Romans 8:7-8**). Not pleasing God is called sin. Because you are a sinner, you do all kinds of wrong things like lying, cheating, saying bad words, thinking bad thoughts. Your sin keeps you from belonging to God's kingdom for God is perfectly good. But God loves you. He wants to guide you and help you live for Him here on Earth. Some day when your life on Earth is done, He wants you to live with Him in Heaven.

JESUS- He made a way for you to have your sins forgiven. God sent His own Son, Jesus, to Earth to show you that way.




(Place a red rectangle, 8" x 1¾", vertically across the other strip covering the "sin" as shown.) God's perfect Son, Jesus, died on a cross to take the punishment for your sins. After Jesus died, He was buried and in three days God raised Him up again to live forever in Heaven. Because Jesus died for all your sins, you can be forgiven and have a new, clean life inside. Listen to these words Jesus said when He lived here on Earth,

**"Except a man be born again, he cannot see the kingdom of God."
(John 3:3).**

This is the second birthday you need to have! Jesus was speaking of being born of the Spirit—receiving a new life inside that wants to obey God instead of wanting your own way.

INVITATION- By believing Jesus died for you and receiving Him as your Savior from sin, you may have your sins forgiven and receive a new life.

You can be born again. Then you will be part of God's kingdom forever. God will be with you here on Earth and you will live forever with Him in Heaven someday. We cannot understand how God can give us a new want-to. But we know that the Bible tells us He will. **"For God so loved the world, that he gave his only begotten Son, that whosoever believe in him should not perish but have everlasting life" (John 3:16).** Will you believe in the Lord Jesus as your Savior from sin right now? (For those who have decided to believe in Jesus going through the counseling questions as needed.)



The Life of Joseph Joseph is Sold by His Brothers Lesson 2
(Genesis 35:21, 27-29; 37:1-35)

Active Game: *With God's Help!*

Two teams line up and are given problem situation cards.
(*Having trouble with friends at school, my parents are fighting, our car is not working, I am getting bad grades in school, etc.*). One team member at a time tries to find the solution cards. They will find either a card that relates to trusting God or one that reads "I can do this on my own." Those with the most trust God cards wins.

Word Up: "God is in control"

Control game: Can I go outside and tell the sky to rain? Can I control if I will do my homework or not? Can I control who my friends will be? Can I control if I will have ice cream every day? Can I control if I will go to Disneyland tomorrow? Can I control if I will be nice to everyone? There are some things we can control and other things we can't. God is in control always. **Word Up**

Memory Verse:

"And I am sure of this, that he who began a good work in you will bring it to completion at the day of Jesus Christ." **Philippians 1:6**

Introduction- I will tell you a short story about Ethan. He believed in Jesus. Sometimes he worries he is not living good enough to please God. He tires but he keeps failing. You know how he feels? Listen to our verse today. How does it help Ethan and us? (*Can do a short skit with puppet*)

Presentation- Have child read verse. Explain who, what, where, when, why, how.

Explanation- "I am sure", "he who began", "a good work", "will completion."

Application- (*Saved*) You can be confident God is working in you. (*Unsaved*) God knows & loves you. He wants a relationship with you.

Repetition- "*Guess Who*" Child comes up front with back turned. Another child is chosen to say the reference in a disguised voice. The child whose back is turned tries to guess who said the reference.

Review Game: "Color the Coat"

After each right answer one team member colors in a part of their team's coat. The team to color in their coat first is the winner.

Supply List

Lesson 2

1. Problem situation, Trust God, and self-cards (*Active Game*)
2. Two coloring pages of Joseph's Coat. (*Review Game*)
3. Coloring Crayons / Markers (*Review Game*)

The Life of Joseph **Joseph's Temptation**
(Genesis 39:1-23)

Lesson 3

Active Game: *"Temptation! What do you do?"* Divide the class into teams. One team member at a time will look for a card to bring back to their team. The cards will either be *"steps when temptation come"* or *"giving into temptation."*

After all the cards are found the team with the most *"steps when temptation comes"* cards is the winner.

Steps when temptation comes.

1. Read God's Word.
2. Avoid the temptation.
3. Say no!
4. Run from Temptation.
5. Tell an adult you trust.

Give into temptation.

1. If someone wants you to do something bad, listen to them.
2. If you see candy that is not yours you should take it.
3. It's okay to cheat on a test.
4. If your friends are making fun of someone, you can make fun of them too.
5. It is okay to look at whatever you want to on a phone or internet.

Word Up: *"God is great!"*

I have a riddle for you. Can you tell me the answer?

He is stronger than the strongest man.

He is more powerful than any leader.

He is more loving than any person on Earth.

Who is He? (Resp) Repeat Word Up **"God is Great!"**

Memory Verse: **1 John 4:4b**

"...for he who is in you is greater than he who is in the world."

Introduction- (Two students play *tug of war*.) Who do you think will win? (Resp) What if one of the teachers joins a team? Who will win? (Resp) It helps to have someone strong on your side.

Presentation- (*Have student read verse*) Who is on the believer's side? (Resp) Who, What, Where, when of verse?

Explanation- Who is in you? (God.) How is He in you. When you believe on Jesus. Who is in the world? (Satan.) He works to pull people away from God.

Application- (**Saved**) God the Holy Spirit is in you. He can help you say no to sin. (**Unsaved**) You don't have the power over sin. You can believe on Jesus!

Repetition- *"Which Is Greater"* (Cards placed face down on table. A member from each team comes and turns one over. The one with the larger object on their card will say the verse in a loud voice. The other team says the verse in a whisper.) (Can use two bags with large and small objects in it)

Review Game:

"Old or New" After each right answer teams pick cards from a bag. They receive 100 points for each right answer. They must guess if the book written on the card is in the Old or New Testament. They receive 500 points for the right answer.

"Bean Bag Toss" After each right answer teams will get a chance to throw a bean bag on to plates taped to the floor. The plates can have point values written on them. The team with the most points wins.

Gospel Spotlight **"Transferred Sin"**

Introduction: (*Teacher has sign with the word "SIN" hanging around their neck.*)

Who can tell me what sin is? (Resp) What are some ways children sin?

SIN- All have sinned, punishment is separation,

- We may try to deny their sin.
God says **1 John 1:10** *"If we say we have not sinned, we make him (God) a liar, and his word is no in us."*
- We may try to erase their sin. (*Use cloth to wipe sin away*)
- We might try to cover our sin up. (*Use cloth to place over sin*)
We will try to do good things to cover up sin. We think doing more good than bad will cover up our sin.

JESUS- How do I get rid of my sin? God knew I needed someone to take the punishment for my sin. (*Remove sign from neck.*) This is what Jesus did on the cross.

(*Show Picture*) He had not sin. He took our sin on Himself.

Revelation 1:5b *"To him who loves us and had freed us from our sins by his blood."* Jesus died and came back to life. He is alive!

Invitation- I have believed on Jesus to save me from the punishment of sin. You can believe, trust in Jesus today. (**Acts 16:31**) Will you believe in Jesus so you can be saved? (Resp)

Supply List

Lesson 3

1. "Steps when temptations come" and "Give into temptation" cards. (*Active Game*)
2. Tug a war rope (*Memory Verse*)
3. "Which is Greater" Cards with picture of large & small objects. (*Memory Verse Review*)
4. Books of the Bible cards. (*Review Game*)
5. Bean bags and paper plates. (*Review Game option*)
6. a) "Sin" card (b) White cloth (c) Cross or picture of one. (*Gospel Activity "Transferred Sin"*)

Active Game: Divide class into two or three teams. On four baskets tape the words, *"I Can Trust God."* Example: Basket one – "I" Basket two – "Can" Basket three – "Trust" Basket four – "God".

Give each team paper balls. Set time for 1 or 2 minutes. The team who gets most of their balls in the basket when the timer goes off is the winner.

Word Up: "I Can Trust God!"

When you go to bed do you expect the sun to come up in the morning? (**Resp**) That is the kind of confidence you can have in God. He is in control! He is always there no matter what happens.

"I can trust God!"

Memory Verse: Ephesians 1:7 *"In him we have redemption through his blood, the forgiveness of our trespasses, according to the riches of his grace,"*

Introduction: How many ways can you be forgiven of your sins. Going to Church, reading bible and pray, do more good than bad. How do we have forgiveness? Are we forgiven because we do things?

Presentation: Show where to find Ephesians 1:7

Explanation:

Application: (Saved) You have been redeemed. That is a great gift from God! He promised to be with you. (**Unsaved**) There is only one way to be made right with God, Redeemed through trusting in Jesus.

Repetition: "Find It" *Choose one child to close their eyes in the back of the room. Hide an object for the rest of the class to see. Class repeats verse loud when child is close, quiet when child is far from object. Allow other children to find the object.*

Review Game: "Store the Food"

(Divide into two teams. Have empty grocer bag. After each right answer team places pictures of small food item in bag. Team with the most items wins.)

Supply List

Lesson 4

1. Words "I", "Can", "Trust", "God". (*Active Game*)
2. Basket, Paper Balls (*Active Game*)
3. An Item to hide. (*Memory Verse Repetition*)
4. Grocery bag and pictures of small food items. (*Review Game*)

Active Game: "Grace is the bullseye" Divide class into two teams. Give each team a basket of paper balls. Draw a bullseye on a big sheet of paper or white board. At the center of the bullseye write the word GRACE. (25 points) On the next line write GIVES (10 points) and the outer line write GOD (5 points). The teams get 1-2 minutes to throw their paper balls at the bullseye. Have a teacher keep track of the points.

Word Up: "God gives grace!"

If someone calls you a name or is mean to you, what do you want to do back to them? **(Resp)** Instead of being mean back to them, you asked them to play with you. It would be hard. It would be showing God's grace. Today we will be talking about God's grace.

Memory Verse: Ephesians 1:7 *"In him we have redemption through his blood, the forgiveness of our trespasses, according to the riches of his grace,"*

Introduction- I am driving my car to the store and I run a red light. A police officer sees me. What will he do when he pulls me over?

(Resp) What if he just gave me a warning? What if he gave me \$100? I would not be getting what I deserve.

Presentation- Who wrote this? Who did he write it to?

Explanation-Redemption- to be bought back, rescued. What do we deserve? What did we receive?

Application-(Unsaved) God wants to forgive you. God's great love offers you forgiveness. You can receive his grace.

(Saved) Your sins are forgiven! God's grace saved you; it continues in your life every day. You have the strength to please Him. You can trust Him.

Repetition- *"Stuck in Place"* Repeat verse when you hold your hand up students freeze. When your hands are down, they continue. Allow student to lead.

Review Game: "Zero"

Write point values on 10 cards. Write zero on two cards. Place cards in bag. Divide the class into two teams. After each correct answer the child picks from the bag. The team with the most points wins.

1. Large piece of paper or larger dry erase board. *(Active Game)*
2. Paper balls. *(Active Game)*
3. Ten cards with points and bag *(Review Game "Zero")*

Choose the games and lesson ideas you want for your club. Recommended you choose only 3-4 activities. The Gospel and invitation should be done early so there will be time for counseling.

Royal Celebration Theme Ideas

Schedule Crowns

Write the club activities on the back of the crowns. Tape the crowns on the wall. Have students pick the activity by choose the crown.

Royal Decorations

Teams

Divide class into two teams. Let them choose a team name. The teams earn points during entire club. Write the name of each team on the **Castle Construction** card in front of room.

Behavior Incentive- "Castle Construction"

Place a box of building block or cups up front. When you catch a child being good have them come up and stack on brick or cup. They will earn 50 points for their team. At the end of club, they students can take turns trying to knock the brick or cups down with bean bag.

Snacks – Serve fruit as a snack. Fruit was a treat for Kings and Queens

Opening

Introduce the theme-

(Can dress up as a Herold, write the introduction on scroll)

Gospel Spotlight

"**Jesus' Crown**" I am going to give you a riddle. The object is round, it is made of expensive metal, it has jewels on it, Kings and Queens wear them. What is it?

Who wears these? (Resp) There is one King over all Kings, he did not wear a crown like this.

(Take a golden crown from treasure chest)

GOD- Before time began Jesus ruled as King. Jesus is God the Son. He is eternal (no beginning) He created the world. (*John 1:3*) He made you; He loves you. He is perfect, holy.

SIN- We are not perfect. We choose to do wrong. (*Definition, Examples, Punishment.*) "a want" to sin against God. Sin shows we do not want God to be our King.

JESUS- That is why Jesus came!!! (*John 1:12*) He is God and man. (*Place crown back in treasure chest*) Jesus gave up His crown and came to earth. (*Luke 2:11*) "*For unto you is born this day in the city of David a Savior, who is Christ the Lord.*"

A King was born. Where should he be born? (Resp)

(*Pull a white cloth from treasure chest*) The King was born. Instead of a crown he had baby clothes. Jesus grew up. He never sinned. People hated Him. They sought to have him arrested and killed. He was given a crown.

(*Pull a picture of crown of thorns from treasure chest*) They beat him, hung him on a cross to die. What did some say to him? (*Matthew 27:42*) "*He saved others; he cannot save himself.*" This was the only way to save us from sin.

He willingly died to take your punishment.

(*Pull out white scarf from treasure chest*) His body wrapped and placed in a tomb. The King had burial clothes. What happened next? (Resp)

(*1 Corinthians 15:3b-4*) He came back to life. After over 40 days and seen by hundreds he went back to heaven to rule as King.

(*Philippians 2:9-11*) Everyone will one day bow before him as King

Invitation- Jesus is the King!!! (*Review Need & Way*) (*John 1:12*)

Will you believe in Him today? Turn from your sin and trust in Jesus today.

Memory Verse Review

"Pass the Crown"

Children stand in circle. They pass a crown as they say each word. The child holding the crown at the end is the King or Queen. They will get to name the action they will do as the crown is passed. Large groups form two circles. For older group the action builds on each other. Keep adding actions.

"Crown Cover-Up"

Use a crown to cover up the several words on the verse. Class says the verse. Have students come up to cover up words then repeat.

"Stained Glass Picture" Craft

Bible Lesson Review Games

"Pin the Arrow on the Target"

Ask question between teams. When team answers correctly give them 100 points then let them place arrow on the target while blindfolded. If they place arrow on target give them 50 points. If they get on the bull's eye give 100 points

"Lawn Bowling"

Many kings and queens played lawn bowling. Place pin or water bottles with sand in them, can use plastic cups too.

After each correct answers give them 100 points. The team they role a ball to knock down pins. They get 10 points for each pin knocked over.

"Moat Crossing"

Place ropes on the floor a few yards apart to form a castle moat. Tape paper rocks to form a path. Each team has their own path of rocks. After each correct answer the team gets 100 points and one teammate get to jump to the next rock.

Interactive Games

"Crown or Scepter Relay"

Give each team a crown or scepter. When the leader shouts go, the team passes the crown or scepter down the line. They pass over head and under legs. When the last child gets the item, they run to the front of line. The first team to cycle through all wins.

"Posture Practice"

Royalty had to learn to walk properly. They might balance a book on their heads and walk across the room.

Two teams line up. Each teammate must walk with a book on their head across the room and back. If they drop the book, they must put it back on their head before continuing. The team to finish is awarded 50 points.

"Castle Corners"

Give each corner of the room a name. Dungeon, Throne Room, Courtyard, and tower. As you call out the names of a room the children go to that corner. If the child goes to the wrong corner of the room they must sit out. Start calling the location slowly then speed up. The last child remaining earn 50 points for his team.

Isaiah 40:8

“The grass withers, the flower fades, but the word of our God will stand forever.”

Promise

1 John 1:9

“If we confess our sins, he is faithful and just to forgive us our sins and to cleanse us from all righteousness.”

Promise

Romans 8:28

“And we know that for those who love God all things work together for good, for those who are called according to his purpose.”

Promise

Acts 16:31

“Believe in the Lord Jesus, and you will be saved.”

Promise

Hebrews 13:5b

“I will never leave you.”

Promise

Philippians 1:6

“And I am sure of this, that he who began a good work in you will bring it to completion at the day of Jesus Christ.”

Promise

Philippians 1:6

“And I am sure of this, that he who began a good work in you will bring it to completion at the day of Jesus Christ.”

Philippians 1:6

Philippians 1:6

“And I am sure of this, that he who began a good work in you will bring it to completion at the day of Jesus Christ.”

Philippians 1:6

Do 20 Jumping jacks.

**Count from 20 backwards
while rubbing your head.**

**Hold your nose and
say pickle 10 times.**

High-five 10 people.

**Reach down and touch
your toes 10 times.**

**Draw your best stick
figure running from bear.**

**Spin in a circle 10
times.**

**Run in place for 30
seconds.**

**You pick the action for
the class to do.**

**You pick the action for
the class to do.**

**You pick the action for
the class to do.**

**Pretend to jump rope
for 30 seconds.**

Having trouble with friends at school.

My families cat died.

My parents are fighting.

Someone in my family is sick.

Our car is not working.

My best friend started going to a new school.

I am getting bad grades in school.

I am having trouble reading.

I can do this on my own.

I can do this on my own.

I can do this on my own.

I can do this on my own.

I can do this on my own.

I can ask my teacher to help me.

I can pray and ask my friends to pray with me.

I can find some verses in the Bible to help me.

I can do this on my own.

I can start a Bible study at my school.

I can talk to someone who cares about me.

I can spend time with a good friend.

I can start a prayer notebook.

I can pray for my parents.

I can write down my favorite Bible verses on cards.

I can tell friends at my school about Jesus.

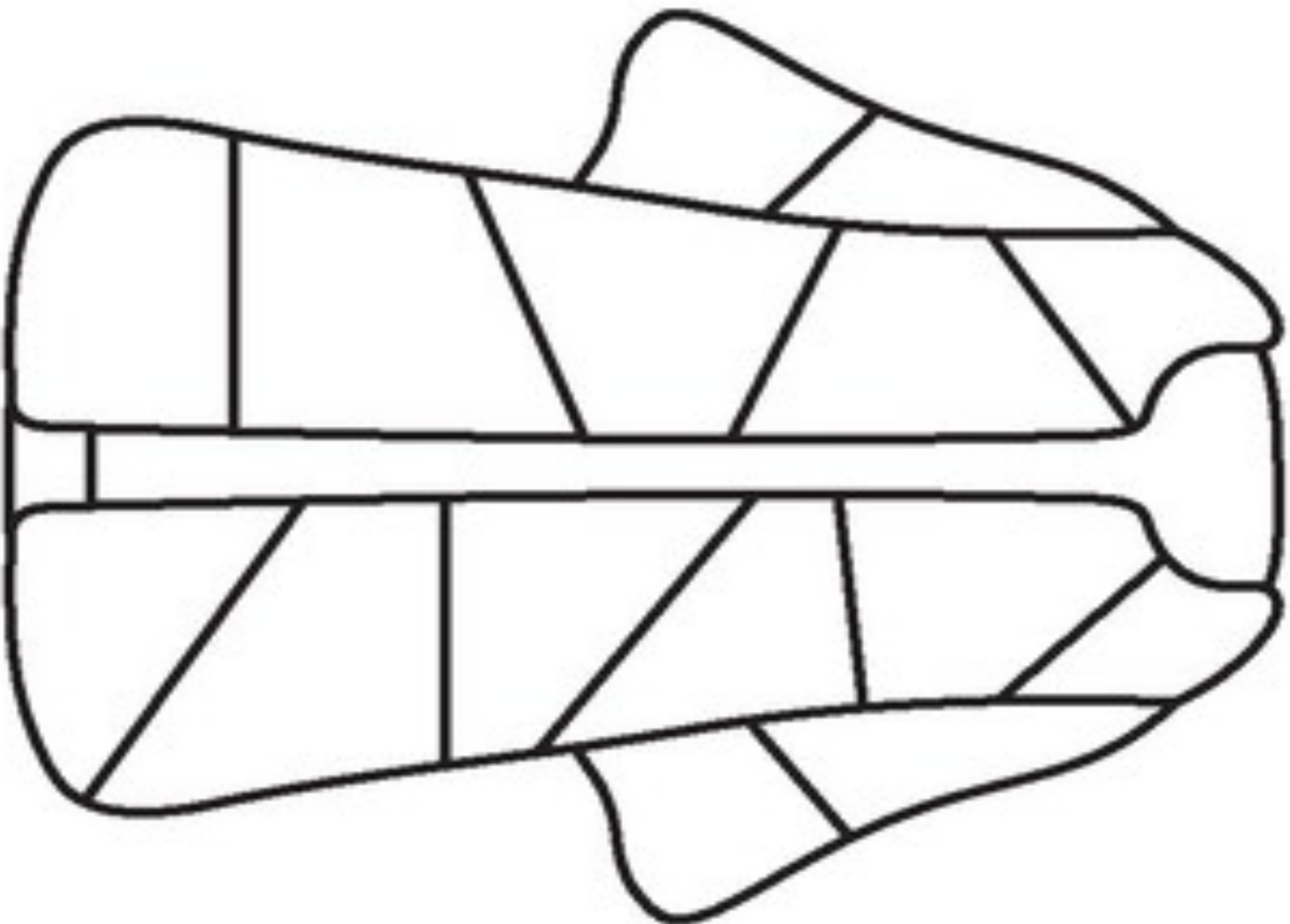
I can pray with my family.

I can trust God.

I can ask my pastor about missionaries who I can write letters too.

I can find Bible messages I can listen to.

Joseph and his coat of many colors



Read God's Word

Tell an adult you trust.

If your friends are making fun of someone, you can make fun of them too.

Avoid the temptation.

If someone wants you to do something bad, listen to them.


Say no!

If you see candy that is not yours, you should take it.

It is okay to look at whatever you want on the phone and internet.

Run from the temptation.

It's okay to cheat on a test if it helps you get better grades.



Joshua

Genesis

2 Timothy

1 Samuel

Matthew

Jeremiah

Romans

Psalms

1 Kings

Ephesians

Acts

John

I

Can

trust

God





100

100

100

100

500

1000

500

1000

Zero

5000

5000

Zero