

God's Love: Hope for the Outcast

You Are Valuable to God!

Genesis 1:1; 26-27,31 3:1-15; Psalms 139:13-18 1 Corinthians 15:3-5

Lesson 1

Active Game: *"The Value Run Game"* Two or three teams' line up. One team member at a time runs to a basket or bag to pick out a word. Some of the words will mean the same as the word valuable and some will be the opposite. The team who has the most valuable words is the winner. The words can be printed on papers or written on rocks. (15) Priceless, Expensive, Worthy, Treasured, Preciouses, Important, Costly, Cherished, Prized, Useful, Loved, Adored, Special, Chosen, Beloved.) (15) (Useless, Worthless, Unimportant, Silly, Pointless, Cheap, Inexpensive, Meaningless, Unhelpful, Hated, Disliked, Unloved, Unwanted, Rejected, Unwelcomed.)

Word Up: I am valuable to God

Write the phrase on dry erase board.

"I am _____ to God" Hold up the words that have the opposite meaning than the word valuable. (*Use the words from the active game.*) Ask the student what words fit in the sentence. Hold up the words that have the same meaning of valuable. Put them in the sentence. Yell the phrase "I am valuable to God!"

Memory Verse: Psalms 139:14

"I praise you, for I am fearfully and wonderfully made. Wonderful are your works; my soul knows it very well."

Introduction- (*Hold up something roughly 2 to 2.5 inches long.*) Did you know that when a baby has been growing in his or her mom for only 12 weeks, all the baby's major organs (important body parts) are already developed and functioning? The Bible talks about how amazing it is!

Presentation- This song was written by a king named David.

Explanation- Explain key phrases in verse.

Application- (*Saved*) Your life has value because you were created by God. (*Unsaved*) God wants everyone to know Him. This was written so you can know you are valuable. Jesus came to die for your because you a valued.

Reputation- Have students come up and cover up words from the verse. They can use a picture of an eyes, nose, mouth ears and hair to cover up the words. (Post it notes can be used too,)

Review Game: *"Treasure Hunt"*

Place paper jewels with point values written on the back. After each right answers a team member will find a treasure and add the points to their team.

Items Needed

1. Active Game Pieces *"The Value Run Game"* (Active Game)
2. 2 inch long object. (Memory Verse)
3. Picture of eyes, nose, mouth and ears. (Memory Verse Repetition)
4. Post it notes (Memory Verse Repetition)
5. Paper or plastic Jewels (Review Game)

God's Love: Hope for the Outcast

God Shows Mercy to Nineveh Jonah 1-4

Lesson 2

Active Game: *"The Jonah Match Game"* Divide class into two or three teams. One team member at a time picks one card from a table. After each card has been picked the team with the most matches is the winner. These are the images they will pick. **Fish, Water, Boat, Statue, Tree, Ninevah and Jonah.** (For a larger class have two or three sets of images.)

Word Up: God is Merciful! *"The Mercy Skit"*

Person 1: (Walks in the room) You won't believe it. I got pulled over by the police for driving a too fast.

Person 2: Oh no. Did you get a ticket.

Person 1: No. I did not. He gave me a warning.

Person 2: You should have received a ticket and paid a fine.

Person 1: The Police Officer had mercy on me.

Mercy is not getting the punishment, even though it is deserved. The most merciful one of all is God. We deserve to be punished for our sins but, in His mercy, God made a way for us to be forgiven. Say with me, **"God is merciful!"** (Say with children.)

Memory Verse: Psalms 86:15

"But you, O Lord, are a God merciful and gracious; slow to anger and abounding in steadfast love and faithfulness."

Introduction- (Bring in a small container and items to fill it with, e.g., small toys, stuffed animals, candy, beans, etc. Show children the empty container.) Begin to fill the jar with the items until it is full. Try to fill the jar with more items. The class watches the jar overflow. We can say it is full or another word is abounding. Our verse today tells us some things God has plenty of which will never run out. What is it?

Presentation- Show verse in the Bible. This was a prayer from King David.

Explanation- Explain phrases: Merciful, gracious, abounding, steadfast

Application- (Saved) You can be filled with joy. God has shown you all these. You can help you show mercy and love to others. **(Unsaved)** God has shown you His mercy and love when He sent Jesus to die for your sins.

Repetition- Prepare paper fish with phrases from the verse written on them. Have kids pick a fish and come up with a motion to do when they say that word.

Review Game: "Fishing Zonk" Prepare a 6-10 colored paper fish with point values on them. Two fish will have the word ZONK written on them. After each right answers the child is given a wood or plastic fishing pole with a paper clip attached to the end. They drop it down behind a curtain. A helper attaches a fish to their pole. The team with the most points wins.

Items Needed:

1. "The Jonah Match Game" Pieces (Active Game)
2. "The Mercy Skit" (Word Up)
3. Small container / Small items (Memory Verse introduction)
4. Paper fish with verse phrases (Memory Verse Repetition)
5. "Fishing Zonk" game pieces (Review Game)

God's Love: Hope for the Outcast

Jesus Shows Love to a Samaritan Women.

John 4:1-30; 39-42

Lesson 3

Active Game: "Draw it or Act it Out"

Call up a few children to either draw or act out a word or scene. The rest of the class will try to guess what was drawn or acted out.

Possible words or scenes:

1. Being left out from playing a game.
2. Being all alone.
3. Being lost.
4. Giving someone a hug.
5. Finding money on the ground.
6. Being full after eating.
7. Feeling sick.
8. Looking for your lost dog.
9. Making fun of someone.
10. Opening a present.

Word Up: Jesus Loves Everyone!

Close your eyes and think of all the people who love you. Who are they? (*Response*) But there is one who loves you more than all. Who is he? Jesus loves everyone!

Alternative: (Call several kids to come up front. Give them some play dough. Ask them to make a heart shape. Give them 1-2 minutes. The rest of the class guesses what they made.) Today we will learn Jesus Loves Everyone! When you trust in Jesus as your savior, he changes your heart, helping you to love everyone like he does.

Memory Verse: Ephesian 4:32

"Be kind to one another; tenderhearted, forgiving one another, as God in Christ forgive you."

Introduction- *Skit: "I can be mean if I want"*

Person: "James and Mason were making fun of me. At recess I am going to take something from their backpack. That will teach them a lesson." Is that okay? What if I had trusted in Jesus as my savior, would that be showing God's love.

Alternative: What is something hard to do? Today's Bible verse tell us to do something that is often hard to do.

Presentation- This reminds me of a verse in the Bible. Paul wrote these words. God directed him.

Explanation- How are we to be different than people who are not following Jesus? How are we to be different? What does the verse tell us to do? Who will help us be kind and forgiving? (*Response*)

What does tenderhearted mean? Have you ever forgiven someone? Was it hard to forgive them?

Application- (*Saved*) Ask God to give you the strength to be kind. What is our motivation and power? Jesus! (*Unsaved*) What did Jesus do so you can be forgiven of your sins? Have you asked him to forgive you and save you? In our Bible lesson we will talk more about this.

Repetition- "*Clap a Word*" After repeating the verse several times choose a child or two to go up front with their backs to the class. Choose another child to pick a word. The class will clap when they come to that word. The ones up front must guess what word they class clapped on. They can get a small prize or candy if they get it right.

Review Game: "Give or Keep"

Prepare 8-10 red cards and 8-10 blue cards with point values written on them. Divide the class into two teams, a red team and blue team. (If you have three teams add 8-10 green cards) After each right answer award the teams with 100 points. Let them pick from a bag. If a red card is chosen the point on the back of the card go to the red team. If the square is blue, the points go to the blue team.

Items Needed:

1. "Draw it or Act it out" card (Active Game)
2. Play Dough (Word Up Introduction)
3. "Give or Keep" Cards (Review Game)

God's Love: Hope for the Outcast

Lesson 4

Jesus Offers Hope to a Samaritan Leper

Luke 17:11-19; Leviticus 13:45:46; 14:1-2

Active Game: "Are you thankful?"

Make nine cards with the word "Healed" on them.

Make one card with the words, "Healed" and "Thank you". Bonus cards will have these phrases on them. "Jesus", "Master", "Have mercy on us" "Ten men were healed" "One came back to thank Jesus", "Your faith has made you well." (14 cards for each team.)

Divide class into two or three teams. Each team has their own set of colored cards. The team that finds all their cards and yells the phrase "Thank God – Jesus Gives Hope!" is the winner.

Word Up: Thank God – Jesus Gives Hope!

Using a white board draw a few things you are thankful for as the kids guess what they are. Then write the words, "Love, joy, hope and peace" We can be thankful for the things we cannot see. We will learn today how Jesus can give us hope even in hard times.

Memory Verse: Romans 8:38-39

(Nothing) will be able to separates us from the love of God, in Christ Jesus our Lord."

Introduction- With a helper hold up a black sheet or fabric. Call a child up front. Ask the class. If I put this up in front of child, does it mean that they will disappear? (*Response*) This reminds me of a verse in the book of Romans.

Presentation- Read verse. Paul wrote this as God directed him.

Explanation- God love you. Jesus gave his life to save you. Is there anything that can stop God from loving you? Is there anything that can stop Jesus from being your savior?

Ask the class if they can separate you from God's love. (Death, Hard times in life, angles, bad rulers, difficult times in your past, and worry about the future.) After you say each word have the kids yell the word "NOTHING!"

Application- (Saved) This is a wonderful promise to hold on to. No matter what happens you are always surrounded by God's love.

(Unsaved) This is a special promise for those who have trusted in Jesus as their savior. Jesus died and rose from the grave so you can be saved from sin. You can have this special promise. Have you

trusted in Jesus as your Savior? We will talk more about this in our Bible lesson.

Repetition- "Motions" Repeat the verse using motions.

Nothing- Wave two fingers in front of your face.

Separate- Put hands together and separate them.

Love- Cross arms over your chest.

God- point up with one finger

Christ Jesus- Place one finger in the middle of your hand. Do with both hands.

Review Game: "Human Tic-tac-toe" *Instructions:* Create a tic-tac-toe grid with nine chairs. Divide the children into a boys' team and a girls' team. Ask questions, alternating between the teams. When a child answers correctly, he sits in one of the chairs forming the tic-tac-toe grid. The first team to get three from their team in a row wins. You can use string or tape on the floor instead of chairs.

Items Needed:

1. "Are you Thankful? Cards (Active Game)
2. Dry erase board and marker (Word Up Introduction)
3. "Dark fabric or bed sheet" (Memory Verse Introduction)

God's Love Hope for the Outcast

Jesus Died for Outcast

Luke 23-24:9

Lesson 5

Active Game: "Ball Toss"

Direct kids to get into two or three groups. To make this go fast give them 30 seconds to get in a line. Give each team a basket of balls or paper balls. Each team will be given 2-4 minutes to get their balls in a basket. After all their balls are in their basket, they must yell out the phrase "Jesus died for me." They can also yell the phrase and then yell out the name of each person in their group.

Word Up: Jesus died for me

(Show a wrapped present.) Do you like getting presents? **(Response)** We like it when people think of us. God gave us the greatest gift when Jesus came and died on the cross. What did Jesus' death and coming back to life mean for us? **(Response)** (Saved from sin's punishment, not separated from God, forgiven of our sins, eternal life, peace and friendship with God... ext..) Yell the Word Up!

Memory Verse: Romans 8:28-29

"(Nothing) shall be able to separate us from the love of God, which is in Christ Jesus our Lord."

Introduction- *(Have oil and water in a clear jar with a spill-proof lid. It may be helpful to dye the water, so it is clearly seen.)* This jar has oil and water in it. They do not mix together even if I shake the jar. This reminds me of our verse.

Presentation- Who wrote this verse?

Explanation- Why was this verse written? What did God want us to know? Why can't believers in Jesus be separated from God's love?

Application- **(Saved)** You can have confidence that nothing can keep you from God and His love. **(Unsaved)** Your sin still separates you from God. Have you trusted in Jesus as your Savior?

Repetition: (Write phrases from the verse on strips of paper. Teams will take turns to see which team can put the verse together the fastest. The team that is watching can yell the verse as the other team is putting the verse together.)

If the child answers the question correctly, have him choose a crown to reveal one of God's characteristics. On the back of crown is a word. Award the child's team 100 points for each letter in the word revealed (e.g. powerful = 800 points.)

Items Needed:

1. Small plastic ball or paper balls (Active Game)
2. Basket for each team (Active Game)
3. Small wrapped box (Word Up Introduction)
4. Oil and water in jar (Memory Verse Introduction)
5. Kings crown & King characteristic (Review Game)

Review Game: "Kingly Characteristic"

Priceless

Special

Disliked

Expensive

Chosen

Unloved

Worthy

Beloved

Unwanted

Treasured

Useless

Rejected

Preciouses

Worthless

Unwelcomed

Important

Unimportant

Unliked

Costly

Pointless

Cherished

Cheap

Prized

Inexpensive

Useful

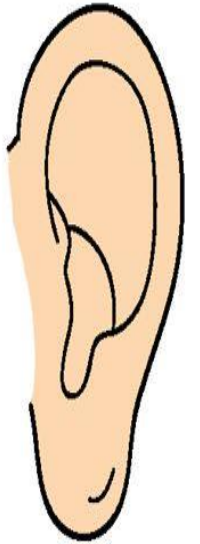
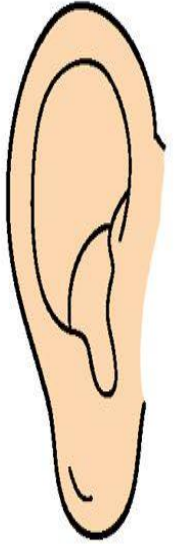
Meaningless

Loved






Unhelpful

Adored









Hated




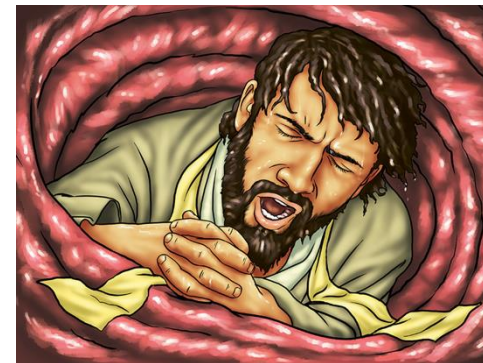
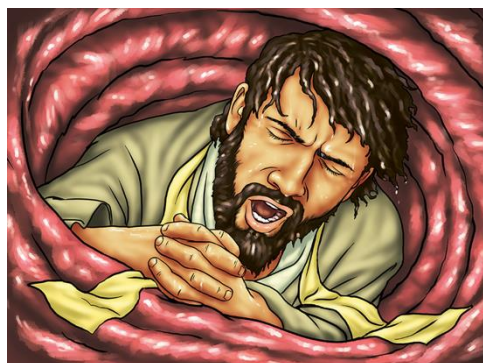










Hope Lesson 2 Verse Repetition











1. Being left out from playing a game.
2. Being all alone.
3. Being lost.
4. Giving someone a hug.
5. Finding money on the ground.
6. Being full after eating.
7. Feeling sick.
8. Looking for your lost dog.
9. Making fun of someone.
10. Opening a present.

1. Being left out from playing a game.
2. Being all alone.
3. Being lost.
4. Giving someone a hug.
5. Finding money on the ground.
6. Being full after eating.
7. Feeling sick.
8. Looking for your lost dog.
9. Making fun of someone.
10. Opening a present.

Hope Lesson 3 Active Game "Draw it or Act it out"





Hope Lesson 3 Review Game "Give or Keep"

HEALED

HEALED

HEALED

HEALED

HEALED

HEALED

HEALED

HEALED

HEALED

HEALED

THANK YOU!

**JESUS, HAVE
MERCY ON US!**

**TEN MEN WERE
HEALED.**

**ONE CAME BACK
TO THANK JESUS**

**YOUR FAITH HAS
MADE YOU WELL.**

Nothing

shall be able

to separate us

from the love of God,

which is in

Christ Jesus our Lord.”

Romans 8:38-39

Love

Compassionate

King

Kind

All Powerful

Perfect

Good

Merciful

**All
Knowing**

